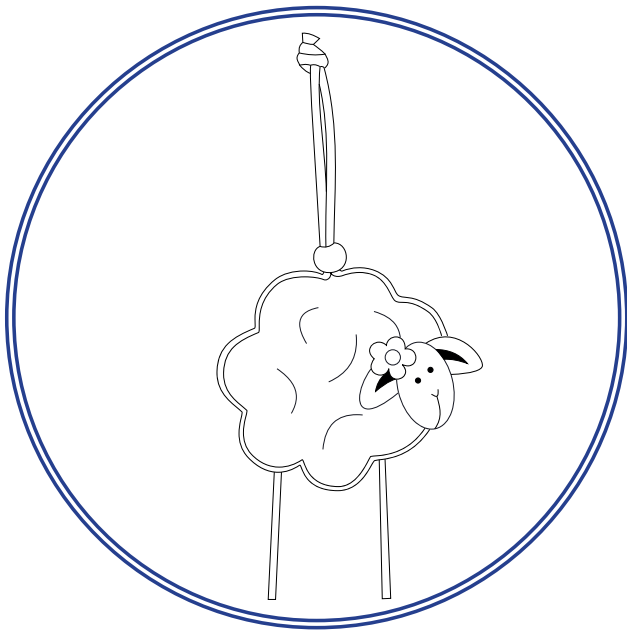
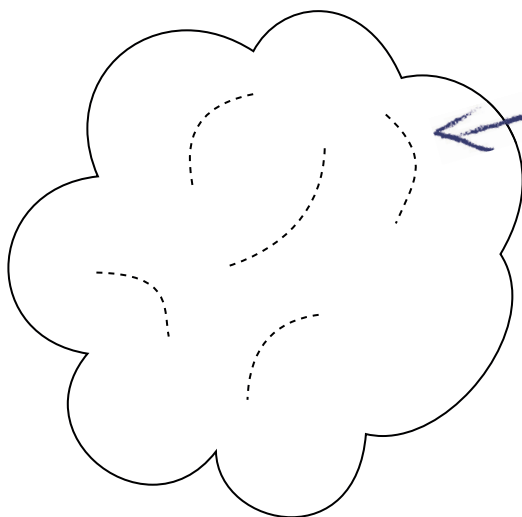


La Brebis



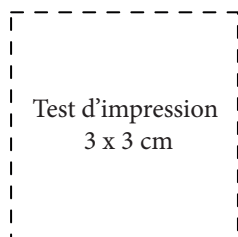
Fournitures :

Carton de 1mm
Tissu blanc pour le devant
Tissu fantaisie pour le dos
Molleton nuage
Feutrine marron (2 couleurs)
Coton à broder marron foncé
45 cm de cordon pour le tour
1 Perle
2 cure-dents
1 petite fleur artificielle (1,5cm)

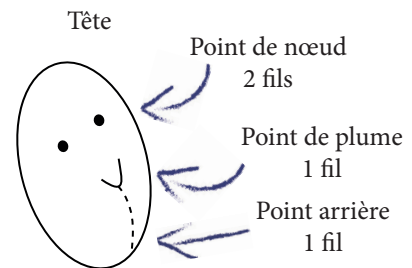


Point arrière
1 fil

2 x carton
1 x molleton
+ 1 x molleton Ø 4 cm
(à mettre par dessus le premier)



Test d'impression
3 x 3 cm



Tête

Point de nœud
2 fils

Point de plume
1 fil

Point arrière
1 fil

1 x feutrine marron clair

Oreille



2 x feutrine marron foncé

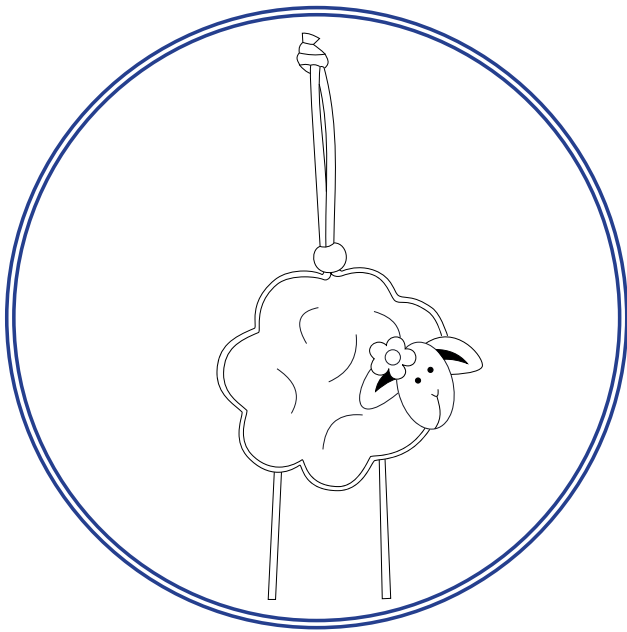
Fairy's Fingers
www.fairysfingers.com



© 2025 Carole Meunier pour Fairy's Fingers

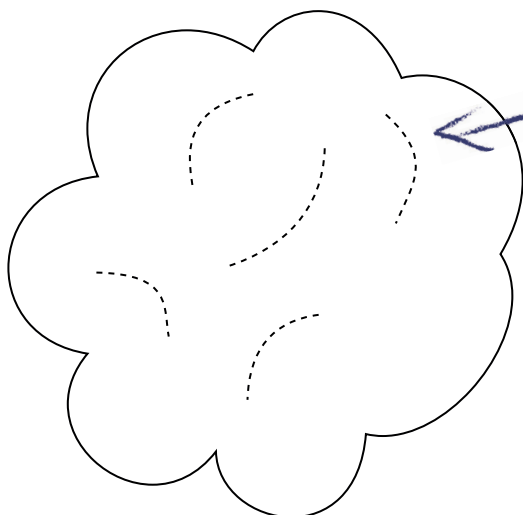
Patrons et tutoriels destinés uniquement à un usage personnel, vous ne devez ni le reproduire, le partager, le distribuer gratuitement ou le vendre.

The Ewe

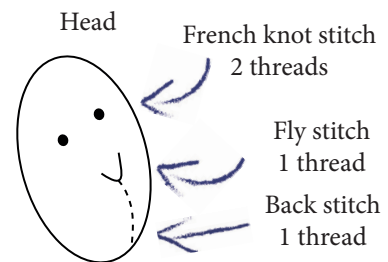


Supplies:

- 1 mm cardboard
- White fabric for the front
- Fancy fabric for the back
- Fleece
- Brown felt (2 colors)
- Brown embroidery thread
- 45 cm cord for the circumference
- 1 Bead
- 2 toothpicks
- 1 small artificial flower (1,5cm)



Back stitch
1 thread



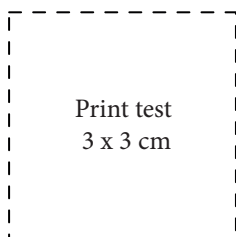
1 x light brown felt

Ear



2 x dark brown felt

- 2 x cardboard
- 1 x fleece
- + 1 x fleece Ø 4 cm (to put on top of the first one)



Print test
3 x 3 cm

Fairy's Fingers
www.fairysfingers.com

