
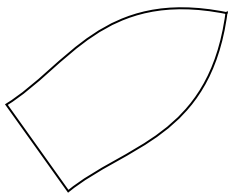


Le tournesol




Fournitures :


Carton de 1mm
Tissu vert pâle pour le devant
Tissu fantaisie pour le dos
Molleton nuage
Feutrine marron (2 couleurs) et jaune vif
Coton Mouliné jaune-orangé
50 cm de cordon pour le tour
1 Perle



11 x pétales
feutrine jaune




1 x feutrine marron foncé

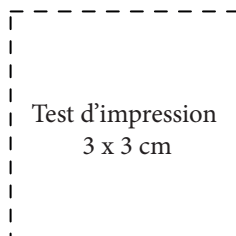


1 x feutrine marron

Point de nœud
2 fils



2 x carton
1 x molleton
+ 1 x molleton Ø 4 cm
(à mettre par dessus le premier)



Test d'impression
3 x 3 cm


Fairy's Fingers
www.fairysfingers.com



© 2025 Carole Meunier pour Fairy's Fingers

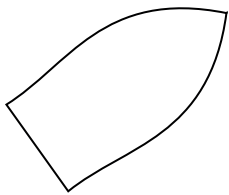
Patrons et tutoriels destinés uniquement à un usage personnel, vous ne devez ni le reproduire, le partager, le distribuer gratuitement ou le vendre.

The sunflower




Supplies :


1mm cardboard
Pale green fabric for the front
Fancy fabric for the back
Fleece
Brown (2 colors) and bright yellow felt
Yellow-orange embroidery thread
50 cm cord for the circumference
1 Bead



11 x petals
yellow felt




1 x dark brown felt

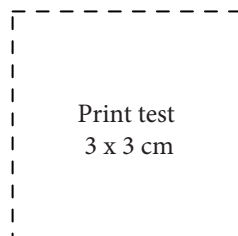


1 x brown felt

French knot stitch
2 threads



2 x cardboard
1 x fleece
+ 1 x fleece Ø 4 cm
(to put over the first one)



Print test
3 x 3 cm

Fairy's Fingers
www.fairysfingers.com

