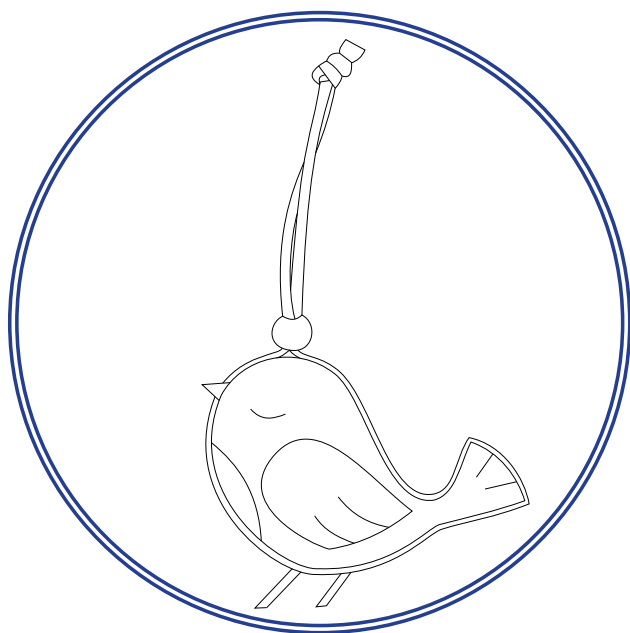
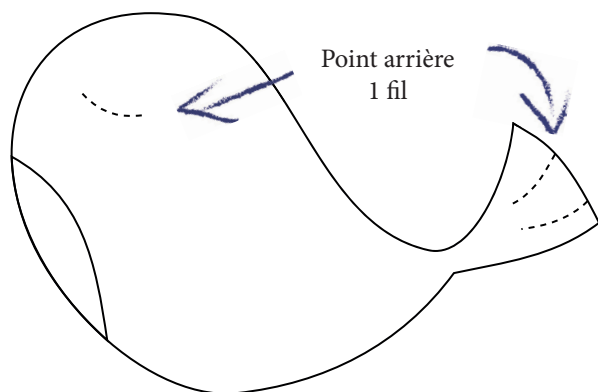


L'oiseau

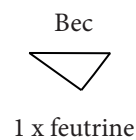
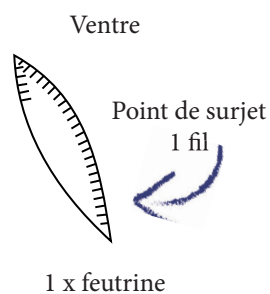
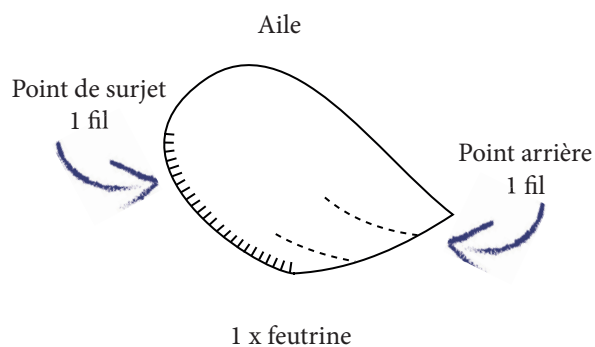
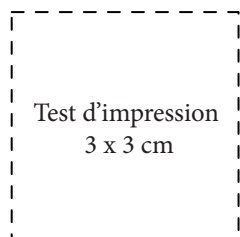


Fournitures :

Carton de 1mm
Tissu gris pour le devant
Tissu fantaisie pour le dos
Molleton nuage et ouate de rembourrage
Feutrine (3 couleurs)
Coton à broder
45 cm de cordon pour le tour
1 Perle
2 cure-dents



2 x carton
1 x molleton
+ 1 x molleton de la taille de la queue (à mettre par dessus le premier)



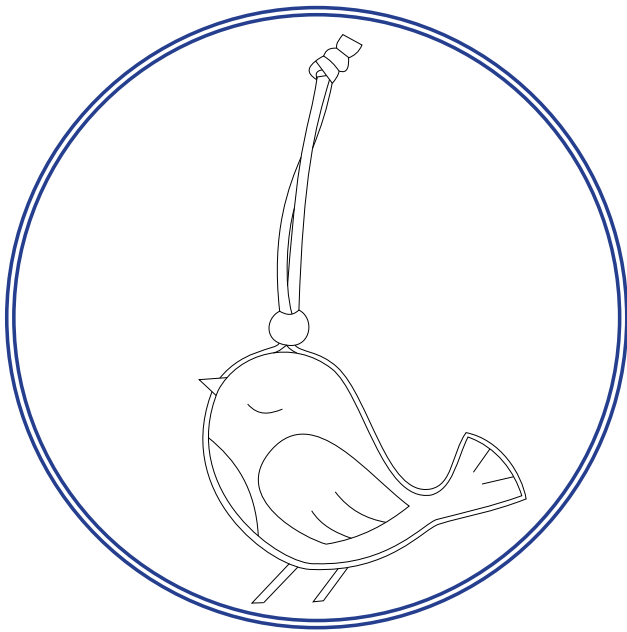
Fairy's Fingers
www.fairysfingers.com



© 2025 Carole Meunier pour Fairy's Fingers

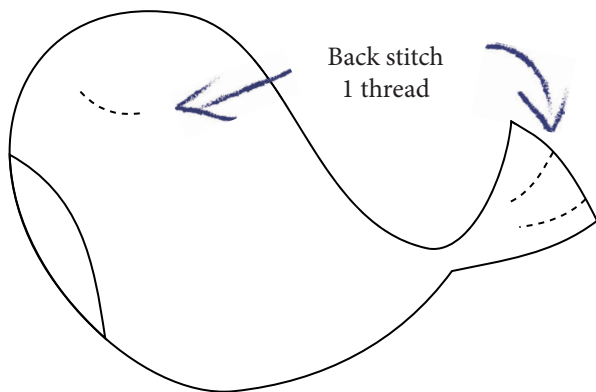
Patrons et tutoriels destinés uniquement à un usage personnel, vous ne devez ni le reproduire, le partager, le distribuer gratuitement ou le vendre.

The bird



Supplies :

- 1 mm cardboard
- Grey fabric for the front
- Fancy fabric for the back
- Fleece and wadding
- Felt (3 colors)
- Embroidery threads
- 45 cm cord for the circumference
- 1 bead
- 2 toothpicks



2 x cardboard
1 x fleece
+ 1 x tail-sized fleece (to put over the first one)

