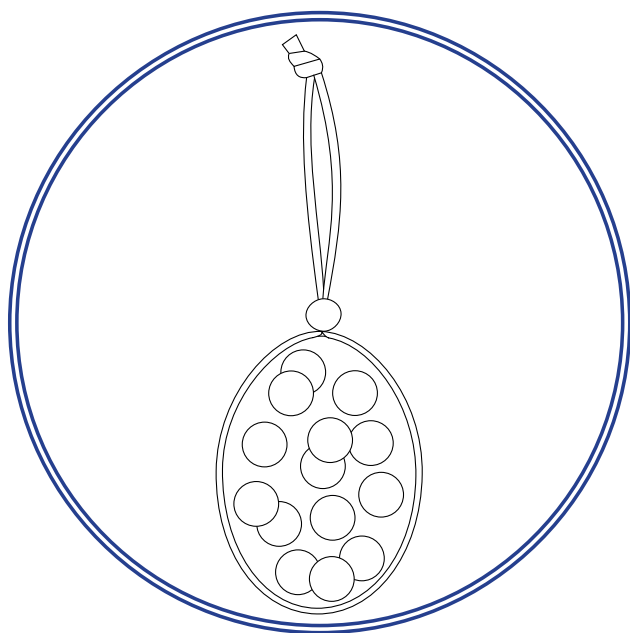


L'œuf à pois




Fournitures :

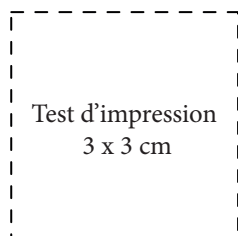
Carton de 1mm
Tissu jaune pâle pour le devant
Tissu fantaisie pour le dos
Molleton nuage
Feutrine (7 couleurs)
Cotons à broder assortis à la feutrine
45 cm de cordon pour le tour
1 perle



14 x feutrine
(2 de chaque couleur)

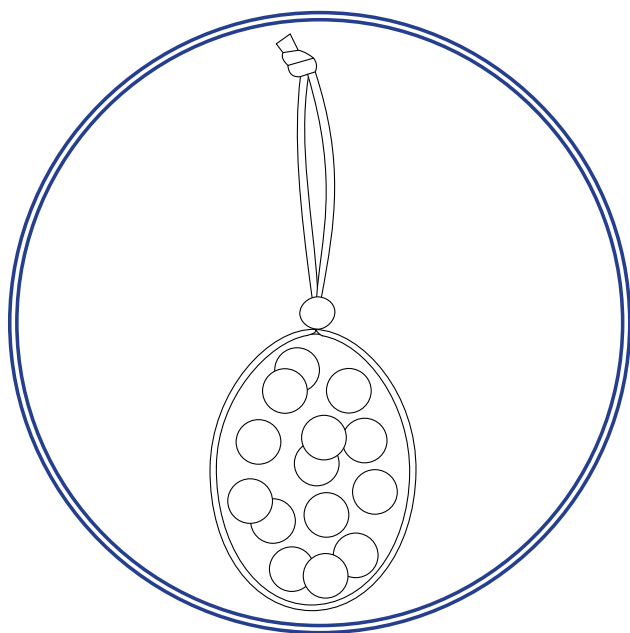


2 x carton
1 x molleton
+ 1 x molleton un peu plus petit
(à mettre par dessus le premier)



Test d'impression
3 x 3 cm

The polka-dot egg




Supplies :

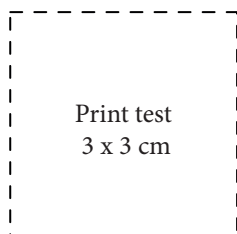
1mm cardboard
Pale yellow fabric for the front
Fancy fabric for the back
Fleece
Felt (7 colors)
Embroidery threads to match the felt
45 cm cord for the circumference
1 bead



14 x felt
(2 of each color)



2 x cardboard
1 x fleece
+ 1 x smaller fleece
(to put over the first one)



Print test
3 x 3 cm

Fairy's Fingers
www.fairysfingers.com

