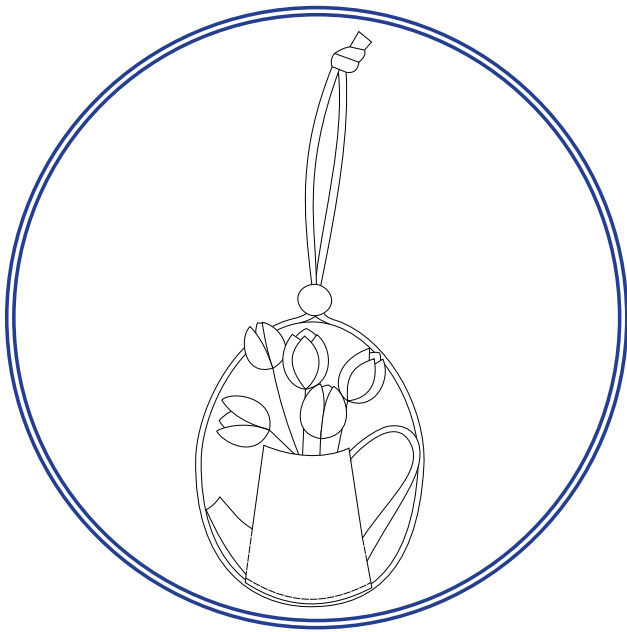
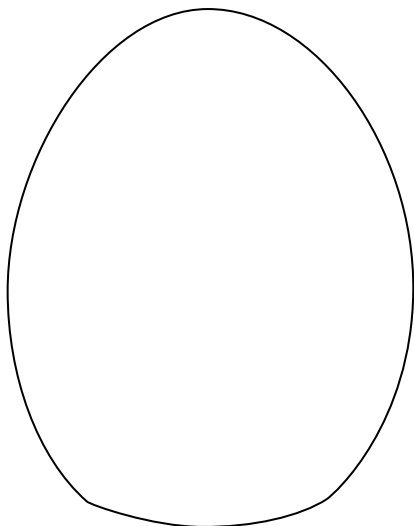


L'arrosoir

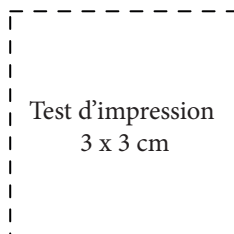
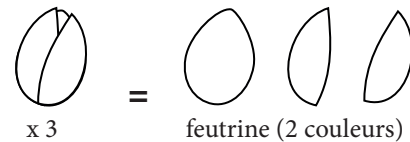


Fournitures :

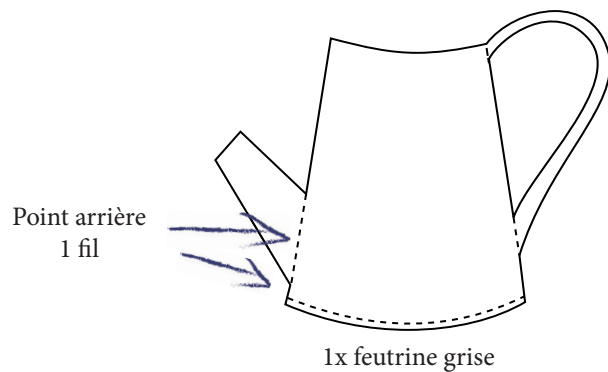
Carton de 1mm
Tissu jaune pâle pour le devant
Tissu fantaisie pour le dos
Molleton nuage et ouate de rembourrage
Feutrine grise + 5 couleurs pour les tulipes
Cotons à broder gris et vert
44 cm de cordon pour le tour
1 Perle



2 x carton
1 x molleton

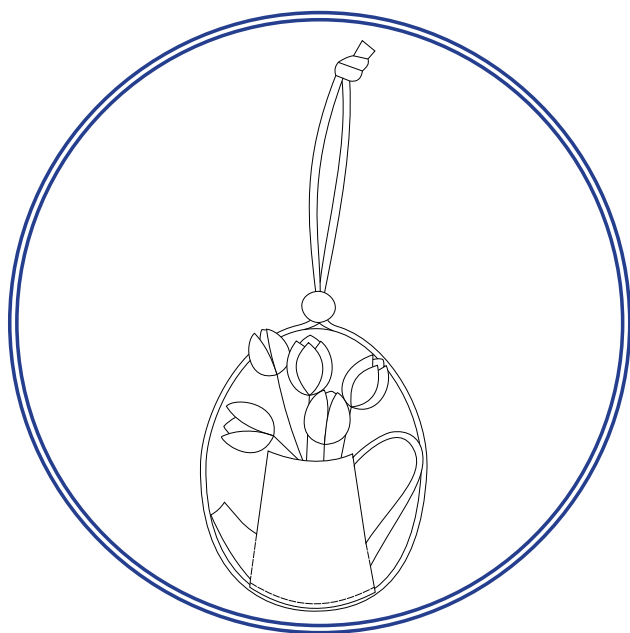


Test d'impression
3 x 3 cm




* Les tiges sont brodées au point arrière

The watering can

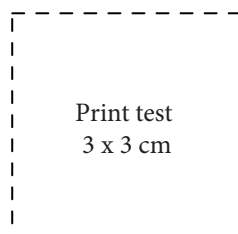
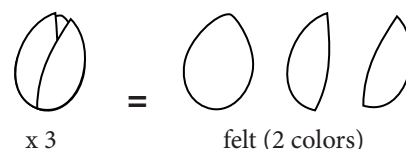


Supplies :

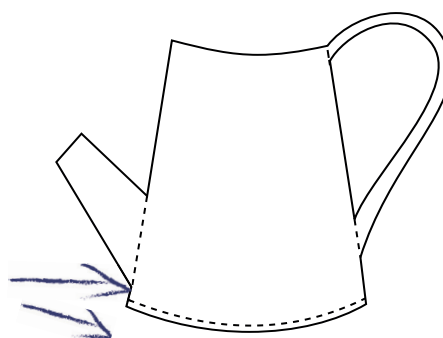
1mm cardboard
Pale yellow fabric for the front
Fancy fabric for the back
Fleece and wadding
Grey felt + 5 colors for tulips
Grey and green embroidery threads
44 cm cord for the circumference
1 Bead



2 x cardboard
1 x fleece



Back stitch
1 thread



1x grey felt

* Stems are done with back stitches