
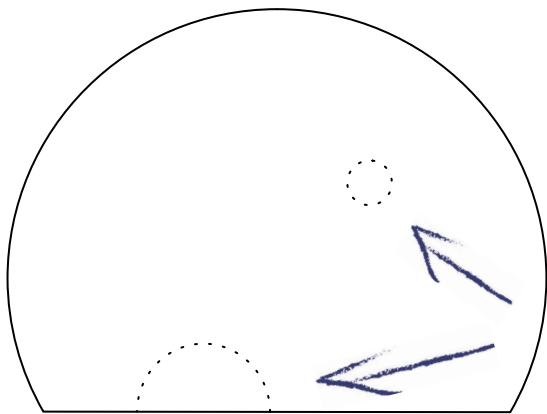


# Les fleurs



## Fournitures :

Carton de 1mm  
 Tissu jaune pâle pour le devant  
 Tissu fantaisie pour le dos  
 Molleton nuage et un peu de bourre à coussin  
 Feutrine marron, jaune clair, jaune vif, blanche,  
 mauve et violette  
 Cotons à broder assortis  
 45 cm de cordon pour le tour  
 1 Perle



2 x carton  
 1 x molleton

Emplacement  
 des fleurs

Point de surjet  
 1 fil

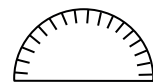


1 x feutrine  
 marron



6 x feutrine  
 jaune vif

Point de surjet  
 1 fil

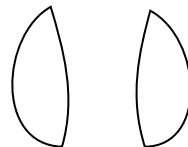


1 x feutrine  
 jaune clair



13 x feutrine  
 blanche

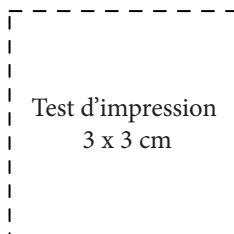
Point de surjet  
 1 fil



2 x feutrine  
 violette



2 x feutrine  
 mauve



Test d'impression  
 3 x 3 cm


Fairy's Fingers  
 www.fairysfingers.com



© 2025 Carole Meunier pour Fairy's Fingers

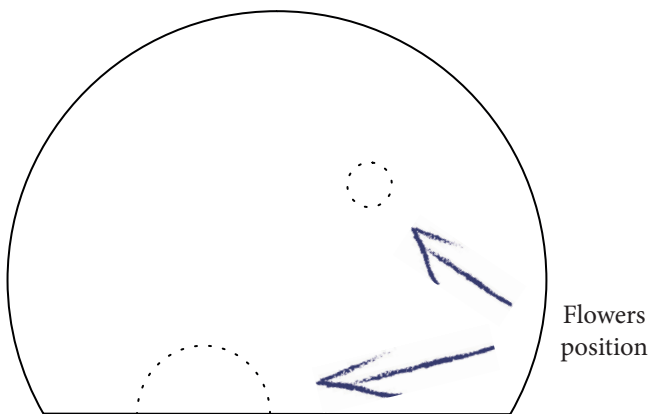
Patrons et tutoriels destinés uniquement à un usage personnel, vous ne devez ni le reproduire, le partager, le distribuer gratuitement ou le vendre.

# The flowers



## Supplies :

1mm cardboard  
 Pale yellow fabric for the front  
 Fancy fabric for the back  
 Fleece and some wadding  
 Brown, light yellow, bright yellow, white, mauve  
 and violet felt  
 Matching embroidery threads  
 45 cm cord for the circumference  
 1 bead



2 x cardboard  
 1 x fleece

Overcast stitch  
 1 thread

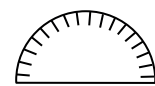


1 x brown  
 felt



6 x bright yellow  
 felt

Overcast stitch  
 1 thread

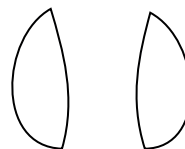


1 x light yellow  
 felt

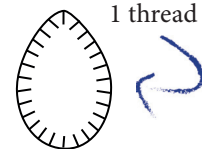


13 x white felt

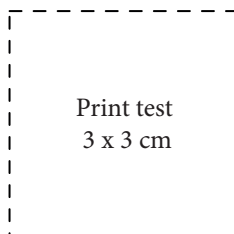
Overcast stitch  
 1 thread



2 x purple felt



2 x mauve felt



Print test  
 3 x 3 cm