



# Le lapin de dos

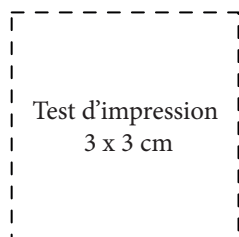


## Fournitures :

Carton de 1mm  
Tissu gris pour le devant  
Tissu fantaisie pour le dos  
Molleton nuage  
Feutrine blanche et grise  
Coton à broder blanc  
Fil câblé gris pour les moustaches (3x 6cm)  
1 pompon d'environ 2 cm (facultatif)  
42 cm de cordon pour le tour  
1 Perle



2 x carton  
1 x molleton



Test d'impression  
3 x 3 cm

Oreille



2 x feutrine grise



Point de feston  
1 fils

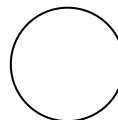
2 x feutrine blanche

Patte




2 x feutrine blanche

Queue (facultatif)




1 x feutrine blanche

# The rabbit from the back



## Supplies :

- 1mm cardboard
- Grey fabric for the front
- Fancy fabric for the back
- Fleece
- White and grey felt
- White embroidery thread
- Grey stringing wire for the whiskers (3x 6cm)
- 1 pompom, approx. 2 cm (optional)
- 42 cm of cord for the circumference
- 1 Bead




2 x cardboard  
1 x fleece



2 x grey felt

Ear



Blanket stitch  
1 thread

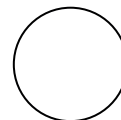
2 x white felt

Foot

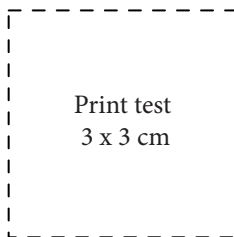


2 x white felt

Tail (optional)



1 x white felt



Print test  
3 x 3 cm