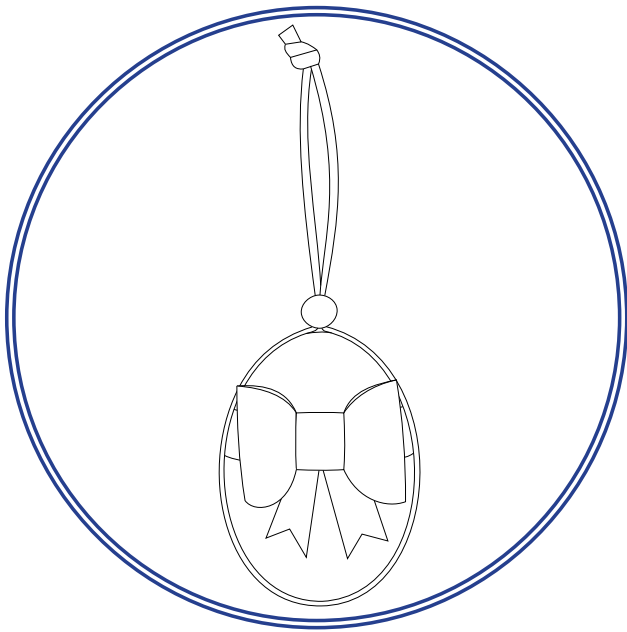



L'œuf avec un nœud


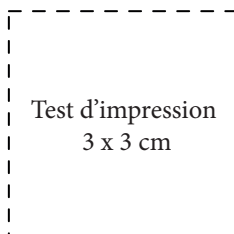


Fournitures :


Carton de 1mm
Tissu jaune pour le devant
Tissu fantaisie pour le dos
Molleton nuage
Feutrine (1 ou 2 couleurs)
Cotons à broder assortis à la feutrine
42 cm de cordon pour le tour
1 perle



2 x carton
1 x molleton
+ 1 x molleton un peu plus petit
(à mettre par dessus le premier)



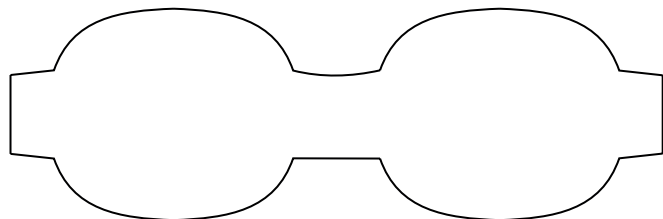
1 x feutrine



1 x feutrine



2 x feutrine



1 x feutrine

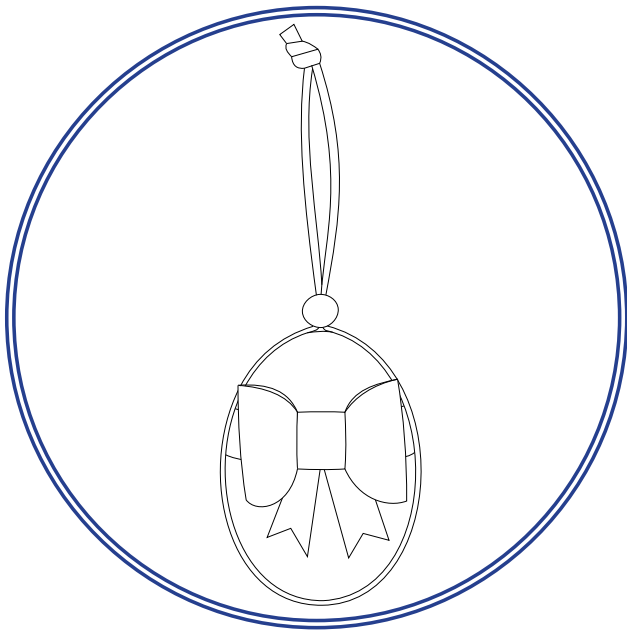
Fairy's Fingers
www.fairysfingers.com



© 2025 Carole Meunier pour Fairy's Fingers


Patrons et tutoriels destinés uniquement à un usage personnel, vous ne devez ni le reproduire, le partager, le distribuer gratuitement ou le vendre.

The egg with a bow

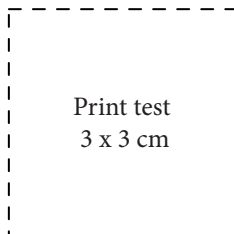


Supplies :

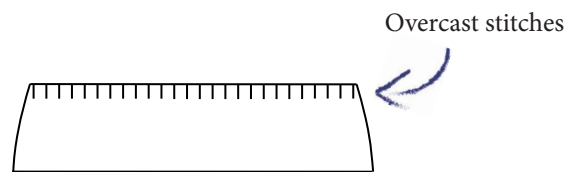
- 1mm cardboard
- Yellow fabric for the front
- Fancy fabric for the back
- Fleece
- Felt (1 or 2 colors)
- Embroidery threads to match the felt
- 42 cm cord for the circumference
- 1 bead




2 x cardboard
1 x fleece
+ 1 x smaller fleece
(to put over the first one)



Print test
3 x 3 cm



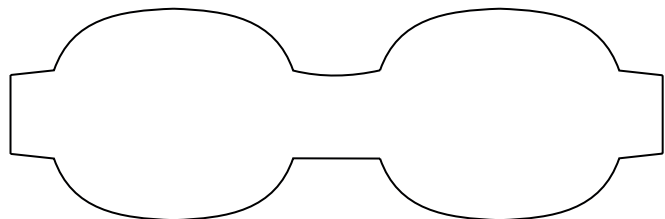
1 x felt



1 x felt



2 x felt



1 x felt